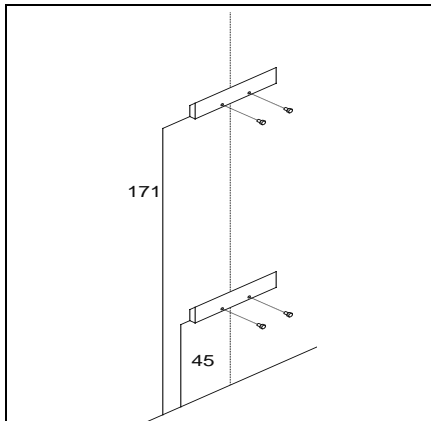


Art. 4009/B – QUEEN LIGHT

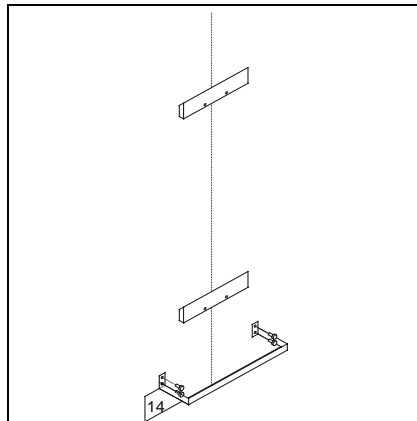


SCHEMA DI MONTAGGIO

SCHEMA DE MONTAGE



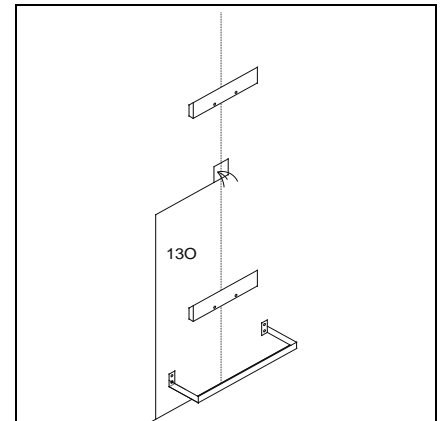
- FISSARE I GANCI PORTASPECCHIO A MURO
- FIXER LES CHROCHETS PORTE MIRROIR AU MUR
- FIX THE MIRROR HOOKS AT THE WALL
- FIJAR LOS GARFOS PORTA ESPEJO EN LA PARED



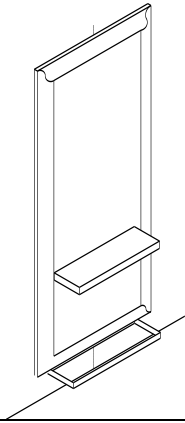
- FISSARE IL POGGIAPIEDI A MURO
- FIXER LE REPOSE-PIEDS AU MUR
- FIX THE FOOT-REST AT THE WALL
- FIJAR LO APOJA-PIES EN LA PARED

INSTALLATION INSTRUCTION

ESQUEMA DE MONTAJE



- EFFETTUARE I COLLEGAMENTI ELETTRICI
- FAIRE LA LIESON ELECTRIQUE
- MAKE THE ELECTRIC CONNECTION
- HACER LA CONEXION ELECTRICA



- INCASTRARE LA SPECCHIERA AI GANCI
- ENCASTRER LA GLACE AUX CHROCHETS
- EMBED THE LOOKING GLASS TO THE HOOKS
- ENCAJAR EL TOCADOR A LOS SUPORTES